

Stand-Down

Join the
National Safety
Stand-Down
To Prevent Falls in Construction

MAY 6-10, 2019

- OSHA's Sixth Annual Stand-Down to Prevent Falls in Construction
- Open to any organization in any industry



www.osha.gov/StopFallsStandDown

CAMPAIGN TO PREVENT FALLS IN CONSTRUCTION: SAFETY PAYS. FALLS COST.



NATIONAL SAFETY STAND-DOWN TO PREVENT FALLS IN CONSTRUCTION

MAY 6-10, 2019



Stop Falls Stand-Down

- Plan a toolbox talk or other safety activity
- Take a break to talk about how to prevent falls
- Provide training for all workers

For more information:

www.osha.gov/StopFallsStandDown

#StandDown4Safety • (800) 321-OSHA (6742)



Occupational
Safety and Health
Administration



CDC
NATIONAL
WORKPLACE
CONNECTION
AND HEALTH



Safety Pays. Falls Cost.

Suggestions to Prepare for a Successful Stand-Down:

- 1. Try to start early.** Designate a coordinator to organize the stand-down.
 - 2. Think about asking your subcontractors, owner, architects, engineers, or others.**
 - 3. Consider reviewing your fall prevention program.** This will help provide a more effective stand-down.
 - 4. Develop presentations or activities that will meet your needs.** Decide what information will be best for your workplace and employees.
 - 5. Decide when to hold the stand-down and how long it will last.** Decide if the stand-down will take place over a break, a lunch period, or some other time.
 - 6. Promote the stand-down.** Try to make it interesting to employees.
 - 7. Hold your stand-down.** Try to make it positive and interactive. Let employees talk about their experiences and encourage them to make suggestions.
- Follow up.** If you learned something that could improve your fall prevention program consider making changes.

CAMPAIGN TO PREVENT FALLS IN CONSTRUCTION: SAFETY PAYS. FALLS COST.





Certificate of Participation

Employers will be able to provide feedback about their Stand-Down and download a Certificate of Participation following the Stand-Down.

<https://www.osha.gov/StopFallsStandDown/index.html#cert>

CAMPAIGN TO PREVENT FALLS IN CONSTRUCTION: SAFETY PAYS. FALLS COST.



CDC Feature, 2018

CDC Features

[CDC](#) > [CDC Features](#) > [Workplace Safety & Health](#)



[CDC Features](#)

[Data & Statistics](#)

[Diseases & Conditions](#)

[Emergency Preparedness & Response](#)

[Environmental Health](#)

[Healthy Living](#)

[Injury, Violence & Safety](#)

[Life Stages & Populations](#)

[Travelers' Health](#)

5th year – National Stand Down to Prevent Falls in Construction

[Español \(Spanish\)](#)

Construction contractors can prevent falls from heights. Plan ahead for safety, provide the right equipment, and train workers to use the equipment safely. Join the National Campaign to Prevent Falls in Construction and take part in the National Stand-Down.

In 2016, there were 370 fall fatalities out of 991 total fatalities in construction. Those deaths were preventable. There were more fatal injuries in construction than any other industry in the United States in 2015, accounting for 20% of the nation's 4,836 work-related deaths that year. In 2015 alone, 57% of construction deaths occurred in establishments with fewer than 20 employees. Falls account for 37% of the work-related




Photo credit: Turner Construction/Earl Dotter/CPWR

CAMPAIGN TO PREVENT FALLS IN CONSTRUCTION: SAFETY PAYS. FALLS COST.



How the Campaign Developed

- NORA Construction Sector Council-led
- Campaign leaders: NIOSH, OSHA and CPWR—The Center for Construction Research and Training
- Evidence-based campaign
- Evaluation essential to demonstrate success



CAMPAIGN TO PREVENT FALLS IN CONSTRUCTION: SAFETY PAYS. FALLS COST.



Social Media & Webinar

#StandDown4Safety #StopFalls

@CPWR @NIOSHConstruct

@OSHA_DOL



CPWR @CPWR · 20h

Tune in to our upcoming webinar, "Getting Ready for the 2019 National Safety Stand-Down," to get ideas to host your own successful stand-down this year! Register here: tinyurl.com/y4zd646e





 3

 2





Construction @ NIOSH @NIOSHConstruct · Mar 9

Coming soon - don't miss! #StandDown4Safety planning webinar 2-3pm ET led by @NIOSHConstruct @OSHA_DOL and @CPWR. H successes as well as plans for May 7-11 2018 Stand-Down. Register Here bit.ly/2FeJ0mm

Join the

National Safety Stand-Down

To Prevent Falls in Construction


MAY 7-11, 2018




 6

 2





OSHA_DOL @OSHA_DOL · Feb 27

Prevent falls in the workplace and save lives. See 5 ways to prevent falls in this video 



5 Ways to Prevent Workplace Falls

Prevent falls in the workplace and save lives. These 5 measures from OSHA can help keep workers safe.

youtube.com

Why Focus on Falls?



CAMPAIGN TO PREVENT FALLS IN CONSTRUCTION: SAFETY PAYS. FALLS COST.



Years	2013	2014	2015	2016	2017
Total Fatalities All Construction	828	899	937	991	971
Fatality Rates All Construction	9.7	9.8	10.1	10.1	9.5

Source: BLS Data

CAMPAIGN TO PREVENT FALLS IN CONSTRUCTION: SAFETY PAYS. FALLS COST.



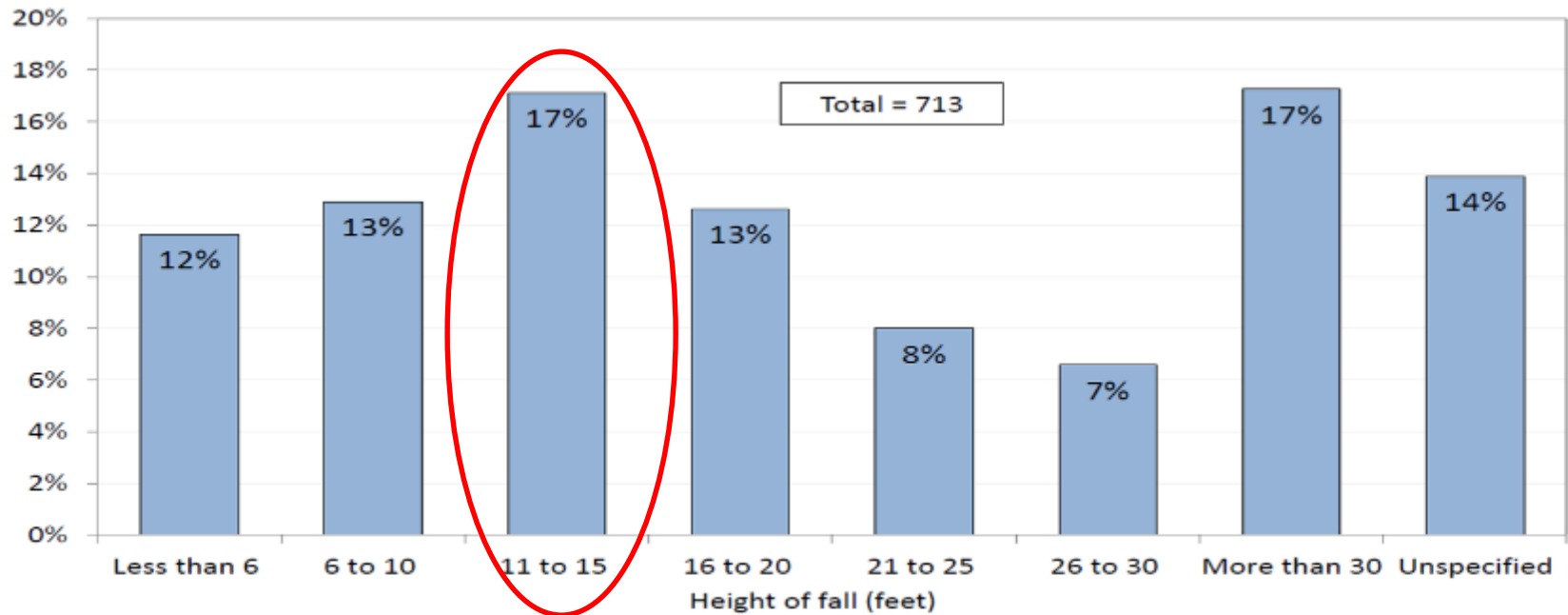
Years	2013	2014	2015	2016	2017
Total Falls in all Industries	724	818	800	849	887
Total Falls in Construction	302	359	364	384	386
Construction Falls to the lower level	291	345	350	370	366

Source: BLS Data

CAMPAIGN TO PREVENT FALLS IN CONSTRUCTION: SAFETY PAYS. FALLS COST.



Percent of Fatal Falls to lower level, 2017



- A total of 713 work-related fatal falls to lower level were recorded in 2017, up 2 percent from 2016.
- Of the cases where height of fall was known (614 cases), 48 percent were falls of 15 feet or less.
- About one in five falls with a known height were from more than 30 feet.

Source: BLS Data

CAMPAIGN TO PREVENT FALLS IN CONSTRUCTION: SAFETY PAYS. FALLS COST.



Top 10 Violations in Construction



CONSTRUCTION INDUSTRY

1. Fall Protection – General Requirements (1926.501)
2. Scaffolding (1926.451)
3. Ladders (1926.1053)
4. Fall Protection – Training (1926.503)
5. Eye and Face Protection (1926.102)
6. General Safety and Health Provisions (1926.20)
7. Head Protection (1926.100)
8. Aerial Lifts (1926.453)
9. Hazard Communication (1910.1200)
10. Fall Protection – Systems Criteria and Practices (1926.502)

CAMPAIGN TO PREVENT FALLS IN CONSTRUCTION: SAFETY PAYS. FALLS COST.



NIOSH Construction Falls Campaign site

NIOSH Directory of Construction Resources

NIOSH Directory of Construction Resources

NIOSH Program Portfolio: Construction

NORA Construction Research Agenda

NORA Construction Sector Council


About the Office of Construction Safety and Health

National Construction Center

Campaign to Prevent Falls in Construction

Infographics for the National Campaign to Prevent Construction Falls

Follow NIOSH


 [Facebook](#)

Promoting productive workplaces through safety and health research

NIOSH


CONSTRUCTION SAFETY AND HEALTH

[Español \(Spanish\)](#)








National Campaign to Prevent Falls in Construction

Falls are the number one cause of construction-worker fatalities, accounting for one-third of on-the-job deaths in the industry. On April 26, 2012, NIOSH, OSHA, and CPWR—The Center for Construction Research and Training together launched a National Campaign to Prevent Falls in Construction. The Campaign seeks to raise awareness among workers and employers about common fall hazards in construction, and how falls can be prevented.



Join the campaign and take part in the **2019 National Safety Stand-Down to Prevent Falls in Construction: May 6–10, 2019**

- [Register for the March 22nd Stand-Down NIOSH-OSHA-CPWR Webinar](#) 
- “Order your free 2019 Stand-Down hard hat stickers and fall-related Hazard Alert Cards [here](#) 
• Download the 2019 Stand-Down poster ([English](#)  and [Spanish](#) 


CAMPAIGN TO PREVENT FALLS IN CONSTRUCTION: SAFETY PAYS. FALLS COST.



Cobranded Infographics



2018 NIOSH infographic


Source: Dong XS, Largay JA, Choi SD, Wang X, Cain CT, Romano N. 2017. Fatal falls and PFAS use in the construction industry: Findings from the NIOSH FACE reports. Accident Analysis & Prevention, 102:136-143. To learn more, click on: <https://www.cdc.gov/niosh/face/> and check out the Construction FACE database to learn about which factors led to these fatal injuries <https://cpwr.com/research/construction-face-database>

CAMPAIGN TO PREVENT FALLS IN CONSTRUCTION: SAFETY PAYS. FALLS COST.



Stand-Down Resources

- ✓ Wear a harness and always stay connected
- ✓ Make sure your harness fits
- ✓ Use guardrails or lifelines
- ✓ Inspect all fall protection equipment before use
- ✓ Guard or cover all holes, openings, and skylights



PLAN ahead to get the job done safely.
PROVIDE the right roof equipment.
TRAIN everyone to use the equipment safely.



DONT
disconnect from
the lifeline



DONT
work around unprotected
openings or skylights



DONT
use defective equipment

■ Fall Prevention - Fact Sheet

- English
- Spanish
- Polish
- Russian



Stand-Down Resources

- Fall Prevention: Safety Pays. Falls Cost. Sticker(English & Spanish)
- Fall Prevention: Training Guide - A Lesson Plan for Employers (English & Spanish)




Stand-Down Resources


Ladder Safety: Falling Off
Ladders Can Kill: Use Them
Safely (English & Spanish)
New

And, lots of fact sheets,
fatal facts, etc. available on
OSHA's web page

**Falling Off
Ladders Can Kill:
Use Them Safely**





**Las caídas desde
escaleras pueden
ser mortales:
Úselas de forma
segura**




www.osha.gov/stopfalls
www.osha.gov/stopfalls/spanish

OSHA 3625-09R 2015

Falls from ladders, scaffolds and roofs can be prevented
Las caídas desde escaleras, andamios y techos pueden prevenirse

Media Resources



[Share on Facebook](#) [Share on Twitter](#) [Download the image](#)



[Share on Facebook](#) [Share on Twitter](#) [Download the image](#)



[Share on Facebook](#) [Share on Twitter](#) [Download the image](#)



[Share on Facebook](#) [Share on Twitter](#) [Download the image](#)

OSHA Safety Videos - Falls in Construction

[Leading Edge Work](#)
Prevention Videos

[Floor Opening](#)
Prevention Videos

[Fixed Scaffold](#)
Prevention Videos

[Stopping Falls, Saving
Lives](#)



Fall Prevention - Additional Resources

The screenshot shows the OSHA website's Fall Prevention resources page. The header includes the OSHA logo, the text "UNITED STATES DEPARTMENT OF LABOR", and the "Occupational Safety and Health Administration" name. A navigation bar lists categories like "ABOUT OSHA", "WORKERS", "EMPLOYERS", "REGULATIONS", "ENFORCEMENT", "TOPICS", "NEWS & PUBLICATIONS", "DATA", and "TRAINING". A search bar and a language selector (English | Spanish) are also present.

The main content area features a large orange banner with the text "PLAN. PROVIDE. TRAIN. Three simple steps to preventing falls." Below this banner are four buttons: "Home", "Educational Materials and Resources", "Training", and "Media Resources".

The "Training Resources" section lists several PDFs and videos:

- [OSHA Fall from a Telecommunications Tower](#) (PDF). OSHA FATAL Facts No. 7, (2014).
- [OSHA Fall Prevention Training Guide – A Lesson Plan for Employers](#) (PDF). A [Spanish version](#) (PDF) is also available.
- [OSHA Alliance Program Toolbox talks and Training products](#)
 - [Aerial Devices and Lifting Equipment](#)
 - [Fall Protection](#)
 - [Ladder Safety](#)
 - [Toolbox Talk: Fall Protection](#) (PDF). A [Spanish version](#) (PDF) is also available.
- [OSHA Scaffold eTool](#)
- [Scaffolding: Narrow Frame Scaffolds Fact Sheet](#) (PDF). (OSHA 3/22 - 2014).
- [Material Hand Collapse](#) (PDF). OSHA FATAL Facts No. 8, (2014).
- [Prevention Videos \(v-Tools\)](#)
 - Falls in Construction
 - [Floor Openings](#)

The "Highlights" section on the right features a video player with the title "5 FACTS YOU SHOULD KNOW ABOUT PREVENTING FALLS" and a list of items:

- [JM recalls fall prevention device over safety concerns](#) DOI-SALA Lead-Saf Sleeve - Stop Use and Recall/Replacement (English) (Spanish), August 30, 2016

Below the highlights is a "Campaign Partners" section listing:

- National Institute for Occupational Safety and Health (NIOSH)
- The National Occupational Research Agenda (NORA)

At the bottom right, there is a "PLAN" button with the text "Ahead to get the job done safely."

<https://www.osha.gov/stopfalls/index.html>

After your Stand-Down

- **Receive a “Certificate of Participation”** for holding a Stand-Down.
 - Secretary of the Department of Labor saying thank you for participating.
 - Go to the Stand-Down certificate webpage after your stand-down, complete a short survey, then print your certificate.
 - Share your stand-down experience and pictures with us for possible posting on the webpage



Certificate Participant Levels



2-Time Participant



3-Time Participant



Stand-Down Participant



4-Time Participant



5+ Time Participant



Campaign to Prevent Falls in Construction

Safety Pays. Falls Cost.
stopconstructionfalls.com

CPWR – The Center for Construction Research & Training

Chris Trahan Cain
Executive Director



Stand-Down Planning Resources

- About the Stand-Down Flyer
- Jobsite posters
- Promotional Video - https://youtu.be/ke1L_ROExdE
- Evaluation Reports
- Success Story examples



NATIONAL SAFETY STAND-DOWN
TO PREVENT FALLS IN CONSTRUCTION

MAY 6-10, 2019



Stop Falls Stand-Down

- Plan a toolbox talk or other safety activity
- Take a break to talk about how to prevent falls
- Provide training for all workers

For more information:
www.osha.gov/StopFallsStandDown
#StandDown4Safety • (800) 321-OSHA (6742)

Logos: OSHA, CDC, MOSH, and a triangle warning sign with a falling worker.

CAMPAIGN TO PREVENT FALLS IN CONSTRUCTION: SAFETY PAYS. FALLS COST.



Training Resources & Handouts

HAZARD

CPWR
CONSTRUCTION PRACTICE

LADDERS

Am I in danger?

If you use a ladder on a construction site, then the answer is YES.

Falls are the leading cause of deaths and injuries in the construction industry.

- Each year, more than 4,000 construction workers are injured or killed by ladder falls that they never work.
- Each year, about 70 construction workers die in falls from ladders.

Electrocution Hazard

Falls aren't the only way to get hurt as a ladder. Contact with overhead power lines is common, and sometimes fatal, causing injury for those working with ladders. Make sure your ladder is positioned at least 10 feet from power lines.

Aluminum is an excellent conductor of electricity. Working around wiring? Polesign is a better choice.

A wooden extension ladder leaning against a brick wall.

Find out more about construction hazards.

Call one of these Hazard Hot Lines...
...and receive further help.

Call 301-570-8560

To avoid a fall ...

Do every ladder
in this way.

1 Inspect the ladder every use

Inspect the rails, rungs, feet, and your ladder for defects or damage. Use only proper work practices. A ruling - certain ladders may not be used.

The minimum
you have to do to all
your ladders.

2 Position your ladder

- Make sure you have steady, solid footing.
- Position the ladder near your work.
- For extension ladders:
 - Set the bases and feet steady on the floor or against a wall.
 - Tie off the ladder at the top.

The minimum
you have to do to all
your ladders.

The minimum
you have to do to all
your ladders.

PREVENT


During 2011

WHEN C

✓ Set the pa
prevent the
from movi

✓ Use hand
- keep one
hands, or b
one hand
was provi

CPWR is a non-profit organization dedicated to improving construction safety. For more information, visit our website at www.cpwronline.org or call 301-570-8560. CPWR is a 501(c)(3) non-profit organization. CPWR is a 501(c)(3) non-profit organization.



Join the Campaign to Stop Construction Falls!
www.stopconstructionfalls.com



Source: Total 488 deaths (2006-2010) The Construction Client Book, Page 44
<http://www.crown.com/clientsite/it/04/accident%20and%20injury%20report%204.pdf>



PREVENTING FALLS FROM EQUIPMENT

During 2011-2016, 74 workers died falling from equipment

WHEN CLIMBING ON/OFF EQUIPMENT

- ✓ Set the parking brake to prevent the equipment from moving
- ✓ Use hand and step holds - keep one foot and two hands, or both feet and one hand, in contact with equipment at all times
- ✓ Wear shoes that provide support and traction



- ✓ Avoid carrying materials and tools when climbing on or off
- ✓ Keep step and hand holds clear of mud, snow, grease and other fluids
- ✓ Do not jump off

PLAN PROVIDE TRAIN
Drawn straight now to providing this

**Join the Campaign to
Stop Construction Falls!**
www.stopconstructionfalls.org



Grant: "Fatal congenital injuries due to fall to lower level surfaces by children in the construction industry (public and private), 2008-2016." U.S. Department of Labor, Bureau of Labor Statistics, Census of Fatal Occupational Injuries, accessed February 2018.

- **Hardhat Stickers**
- **Hazard Alert Cards**
- **Infographics**
- **Toolbox Talks**
- **Videos**
- **NIOSH Ladder App**

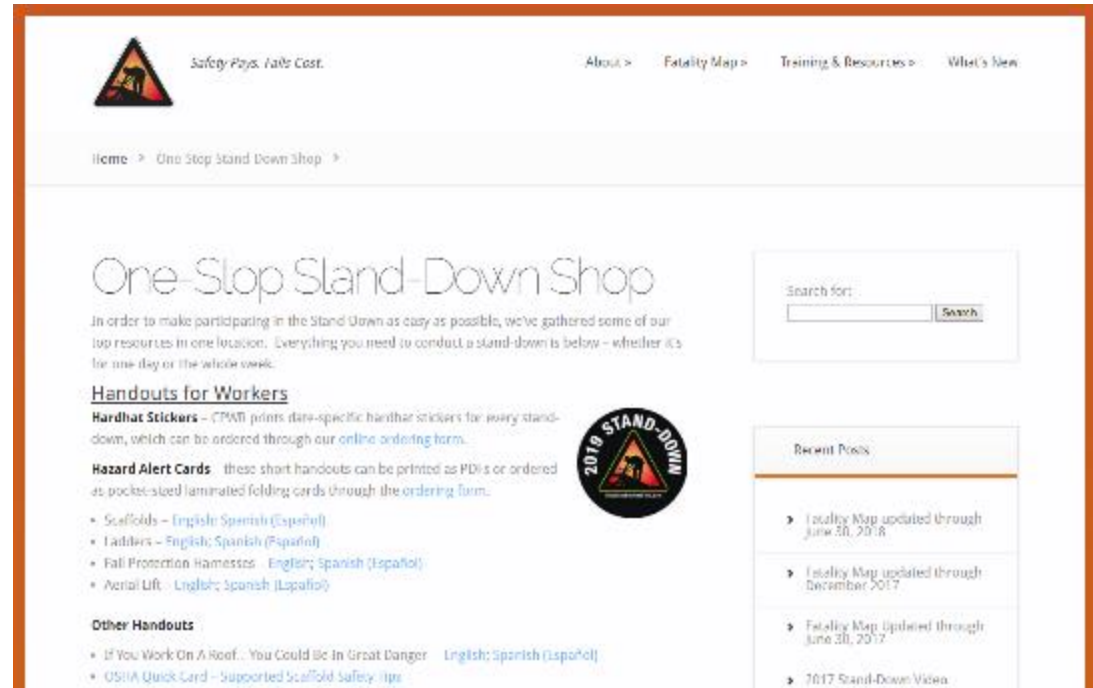
CAMPAIGN TO PREVENT FALLS IN CONSTRUCTION: SAFETY PAYS. FALLS COST.



New for 2019

- **Easy Access Resource Page On stopconstructionfalls.com**
- **Updated 5-day Plan***
- **1-day Plan***
- **Suspension Trauma Infographic***
- **Fall Clearance Calculation Infographic***
- **Generic Written Fall Protection Plan***

**Coming soon*



CAMPAIGN TO PREVENT FALLS IN CONSTRUCTION: SAFETY PAYS. FALLS COST.



Online Ordering Form



<http://stopconstructionfalls.com/online-ordering-form/>

CAMPAIGN TO PREVENT FALLS IN CONSTRUCTION: SAFETY PAYS. FALLS COST.



After the Stand-Down



11 Ways to Keep Your Fall Prevention Program Alive All Year Long

The Stand-Down may be over, but the Campaign to Prevent Falls in Construction is year round! Here are some reasons to conduct fall prevention activities throughout the year to reinforce safe practices:

- ❖ Jobsites are always changing and crews come and go –you may have many new workers present who were not around when you participated in the Stand-Down in May.
- ❖ Even if your crew did participate in the Stand-Down, it's easy to become complacent afterward. Scheduling activities quarterly or even monthly can re-energize your crew and bring the focus back to the fact that falls need to be prevented.
- ❖ If your jobsite does experience a fall – even if nobody is injured – workers may feel upset, anxious, and worried about their safety. Taking the time to perform an incident investigation and stopping work to re-focus on fall protection policies and education can improve both safety and morale.

If your jobsite experiences a fall, at a minimum, you should:

- 1. Determine the cause of the fall,**
- 2. Inspect and remove faulty personal fall arrest systems or equipment, such as ladders or scaffolds, that may have contributed to a fall from use,**
- 3. Have an open conversation with workers about their concerns,**
- 4. Conduct a refresher training on fall prevention, and**
- 5. Communicate the importance of fall protection throughout the organization.**

CPWR, OSHA and NIOSH have a variety of resources that you can use when deciding what activities will work for your jobsite's ongoing fall prevention program. Be imaginative and select activities that fit your company's culture and the kind of construction work you do. The following list of ideas may help you get started:

CAMPAIGN TO PREVENT FALLS IN CONSTRUCTION: SAFETY PAYS. FALLS COST.



Campaign to Prevent Falls in Construction

Safety Pays. Falls Cost.
stopconstructionfalls.com

QUESTIONS?

